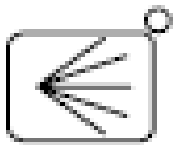
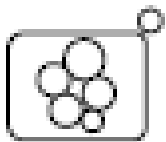




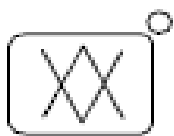
## User instructions for System 300 airspa (AS300) with **Chromotherapy** L.E.D light



- (1) Press this button to activate the L.E.D light (green L.E.D above button will light). The light will start on the continuous colour cycle (20 seconds on each colour mix until the button is pressed again). Each time the light function is pressed the light will move on to the next colour sequence. The final colour sequence has every diode illuminated. This function has no timeout and will operate without water in the bath.



- (2) Press to activate the blower (green L.E.D above button will light), press again to switch off. When the blower is running hold down button for 3 seconds to activate the pulsating mode (green L.E.D above button will flash). The blower will pulsate from high to low continuously. Press the button again to switch off. This function has a 30 minute timeout.



- (3) When the blower (2) is activated on normal mode (not pulsating) hold down this button to reduce / increase the blower to the required power level (green L.E.D above button will light). The blower will continue to reduce / increase in power until the button is released. The blower will continue to run at the chosen speed until function (2) is de-activated.

20 minutes after the bath has drained the blower (2) will turn on automatically for 2 minutes (green L.E.D above button will light) , 1 min from low to max, then 1 min at max speed, sending air through the pipework (hygiene management). This feature will only activate if button 2 has been used while the bath was full.